

KIDS KINGDOM CONVENT SCHOOL

SINGHEWALA

SUMMER VACATION ASSIGNMENT

2023-24

Name Roll No



UKG Std.



Dear Parent,

Summer vacations are here again to give us respite from the scorching heat. We hope that the students enjoy their vacation time and learn through experiences and play. There are many ways in which you can help them in learning while you strengthen the bond with your little ones. We have planned some activities to keep them positively engaged. We seek your co-operation to keep a supervisory eye and lend your support and motivation to your children.

Helpline: Coordinator's Helpline: Ms ANJU - 07015373163

(Between 10 am to 12:00 noon only to avoid any inconvenience)

For any suggestions & feedback please mail us at iteskks@gail.com

Class Educator -

Co-ordinator – Ms. PURNA

LET'S SHARE SOME TIPS TO MAKE THIS PERIOD A FRUITFUL AND A HAPPY PERIOD FOR THEM.

- *Greeting with a smile when someone comes to the house.*
- *Have at least two meals together with your children. Teach them the importance and hard work of farmers and ask them not to waste their food.*
- *Sitting at the Dining Table to eat the meals, using proper table manners. Inculcate sharing habits in your child.*
- *Visit the grandparents and let your child bond with them. Their love and emotional support is very important for the child. Click snaps with them. Strengthen the bond between Grand Parents & Grand Children.*
- *Share stories about your childhood and your family history.*
- *Encourage your child to develop the habit of taking care of his/her belongings.*
- *Narrate good short stories to them.*
- *Take your child for nature walk.*
- *Make simple conversations with your child in English.*
- *Make a routine for your child to play, revise concepts and watch T.V.(Let your child watch some entertaining and educational T.V. shows such as Discovery Kids, Animal Planet or even for short period cartoon TV)*
- *Arranging his or her toy shelf.*
- *Make him learn watering the plants.*
- *Encourage your child to use magical words like please, sorry, thank you, excuse me, welcome, my pleasure.*
- *Teach your ward about personal hygiene.*
 - *Brush Teeth twice a Day or after every meal.*
 - *Take Bath Daily*
 - *Comb your hair*
 - *Washing hands before and after Meals*
 - *Trimming the nails and keeping them clean.*
 - *Use hanky for cleaning nose, avoid finger.*

KINDLY NOTE that Summer Assignment is also available on our school website. www.kkcsedu.org, so if needed can be downloaded from there.

INSTRUCTIONS FOR ASSIGNMENT:-

1. Homework should be done under parent's supervision.
2. Make sure all oral syllabus of April & May must be revised once in the last week of vacation as it becomes easier for the child to retain and adjust after the long break.
3. Kindly give revision of the entire syllabus done so far.
4. Parents must establish a set time each day for reading and writing practice. Time management should be there.
5. Help your ward learn a moral based story.
6. The students should prepare few lines on any helper as it is the theme for the month of July.
7. Kindly help your ward complete the worksheets from No. 1 to No. X
8. Make a labelled Picture Dictionary in a scrap book or Art file and a Collage on a Pastel sheet according to the countries assigned to the respective classes. Picture dictionary and collage must include the following pictures Facts, Social Helpers, Place of Work, Tools used by them, Emergency Phone numbers and any other related information.

S. No.	Class	Country Assigned
1	Section -A	India
2	Section -B	France
3	Section -C	Germany


The following projects are for all the sections of UKG. Please note the project which your ward has to complete according to his/her Roll no.

S. NO.	PROJECT	ROLL NO.
1	PROJECT 1	1-5
2	PROJECT 2	6-10
3	PROJECT 3	11-15
4	PROJECT 4	16-20
5	PROJECT 5	21-25
6	PROJECT 6	25 onward

PROJECT 1: Create a craft item using Shoe Box, plastic bottle, egg tray, tins, cans etc. Examples have been given below. You can use your own creative ideas to do the same.



PROJECT 2: Prepare flashcards with 3 letter words using vowels (a, e, i, o, u) with pictures. Each flashcard should read just One Word. (Size of the each flashcard should be 15cm x 15cm). Examples have been given below. You can use your own creative ideas to do the same.



PROJECT 3: Make a card with handmade flowers on A₄ size sheet with a message of fathers day falling on 19th June. You can use pastel or handmade sheet. Examples have been given below. You can use your own creative ideas to do the same.




PROJECT 4: Create a Hand Puppet of any Helper by using paper (pastel sheet or handmade sheet) and prepare your ward to speak a few lines about him or her. Examples have been given below. You can use your own creative ideas to do the same.



PROJECT 5: Make two stick puppets of any helper and laminate it. Help your ward learn a few lines about these helpers. Examples have been given below. You can use your own creative ideas to do the same.



PROJECT 6: Create Flashcards of Animals and their homes. Size of the each flashcard should be 15cm by 15cm.








**Wishing you all happy time together!!!!
HAPPY SUMMER VACATIONS**

WORK SHEET-I

Criteria:

- Identify the small letters and capital letters given.
- Draw a line to match the small letters to the capital letters.

 Sun	S	<input type="radio"/>	<input type="radio"/>	Z
 Tap	T	<input type="radio"/>	<input type="radio"/>	w
 Umbrella	U	<input type="radio"/>	<input type="radio"/>	t
 Van	V	<input type="radio"/>	<input type="radio"/>	v
 Worm	W	<input type="radio"/>	<input type="radio"/>	S
 X-mas	X	<input type="radio"/>	<input type="radio"/>	x
 Yak	Y	<input type="radio"/>	<input type="radio"/>	u
 Zebra	Z	<input type="radio"/>	<input type="radio"/>	y

How well did you do?




WORK SHEET-II

Criteria:

- Recollect all letters in the sequence.
- Write the small letters in the given space below.
- Follow the four line concept while writing.

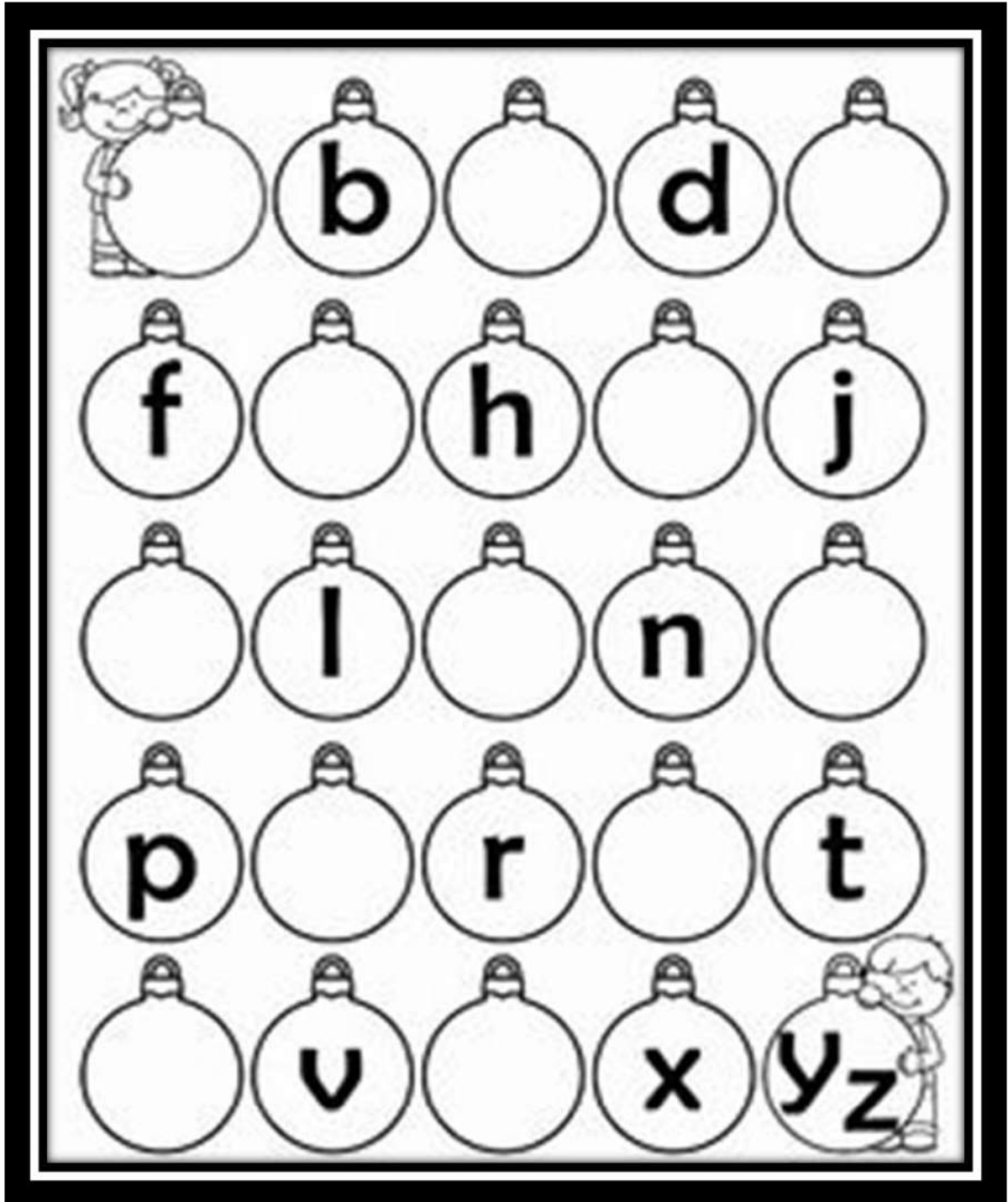
How well did you do?



WORK SHEET-III

Criteria:

- Identify the small letters given.
- Find out the missing letters.
- Write the missing letters to complete the sequence.










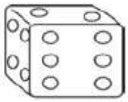
How well did you do?












WORK SHEET-IV

Criteria:

- Identify the small letters given.
- Find out the correct letter.
- Circle the letter that each picture begins with.

 d p	 g b	 b q	 p d
 g p	 d p	 d g	 b d

 a e i	 b d v	 a u c
 g r d	 a e o	 d c q
 c o d	 e l n	 a o u


How well did you do?










WORK SHEET-V


Criteria:





















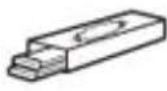



- Identify the picture carefully.
- Colour the picture with the same beginning sound.
- Write the beginning letter.

 Write the beginning letter.

 Color its shamrock.

 **b**  **f**  **v**  **n**  **g**  **t**



				<hr/> <hr/> <hr/>
				<hr/> <hr/> <hr/>
				<hr/> <hr/> <hr/>
				<hr/> <hr/> <hr/>
				<hr/> <hr/> <hr/>
				<hr/> <hr/> <hr/>

How well did you do?

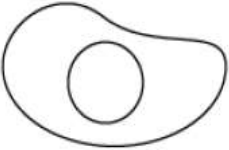







WORK SHEET-VI

Criteria:

- Identify the picture carefully.
- Write the vowels that makes the beginning sound of each picture.

a e i o u

 _____ _____gg	 _____ _____mbrella
 _____ _____guana	 _____ _____pple
 _____ _____nion	






How well did you do?



WORK SHEET-VII

Criteria:

- Count the pictures carefully.
- Draw lines to connect each with correct number

6	
7	
8	
9	
10	



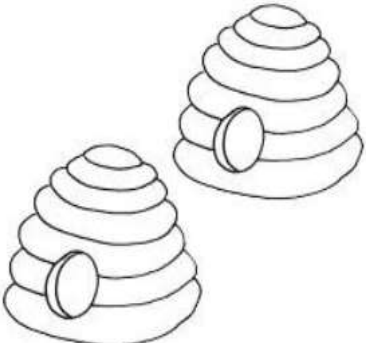




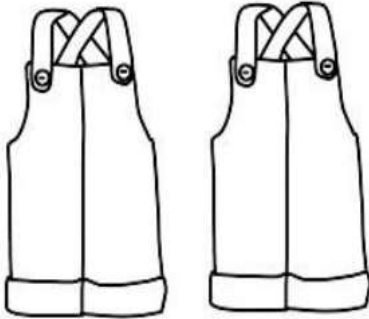
How well did you do?



WORK SHEET-VIII

Criteria:

- Compare the given objects.
- Colour the objects that are more in number.





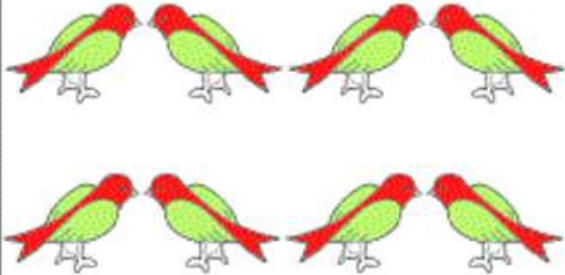

How well did you do?



WORK SHEET-IX

Counting Practice

Count and circle the right numbers.

 3 4 ⑤ 6	 3 4 5 6
 3 4 5 6	 3 4 5 6
 5 6 7 8	 5 6 7 8

How well did you do? _____














NAME: _____

VOWEL SOUNDS

The picture makes what vowel sound? Circle your answer.

 b _ t e a i	 h _ n i a e	 l _ g i u o
 c _ p o e u	 r _ t u a o	 j _ t e u a
 p _ g o i e	 m _ p i o e	 s _ n u a o

दो अक्षर वाले शब्दों का अभ्यास करें

छ + त =

ख + त =

म + त =

ल + त =

श + क =

ट + क =

ढ + क =

थ + क =

तीन अक्षर वाले शब्दों का अभ्यास करें

न + ग + र =

ड + ग + र =

न + म + क =

च + म + क =

ग + ग + न =

न + म + क =

च + म + क =

द + म + क =

ध + म + क =

अ + ट + क =

FEEDBACK FORM

(To be filled in by parent)

Form has been devised to know the views of the parents about home work, so fill up it , submit with home work , your feedback will help in improving assignments for future.

1. The Holiday's Homework was: a) Lengthy b)Short c)Appropriate

2. You required help: a) Continuously b) Occasionally c) Never

3. The time given to complete the assignment was:

a) Appropriate b) Too less c) Too much

4. The information required was: a) Easily available b) Difficult to find

5. Did your child enjoy doing these assignments ? If 'Yes', why and if 'No' why not?

6. The most interesting part of the entire assignment was

7. While doing the assignments , your child learnt.....

8. Which of the activity did your child enjoy the most?

9. What other activities would you like to do with your child during holidays?

10. How do you think your child benefited through these holiday assignments?

SIGNATURE OF PARENTS (MOTHER /FATHER)